


Student Assignments

Amber



Before reading the book


Look at the cover of the book.
Fill in the missing information.

Series

Author

Title

Publisher



Read the text on the back cover. Complete the sentences.

Amber is ...

You can ...

Student Assignments

Look at the photo on the cover of the book.

Write about the photo. What is it? How does it look?



Read page 3, "Contents".

Fill in the names of the book's chapters.



Student Assignments

On what page can you read about resin?

On what page can you read about pretty jewelry?


What do you know about amber?

Write what you already know about amber and make a drawing of it before you read the book.



While reading the book

What is the Gold of the North? And what countries does it come from?



Student Assignments

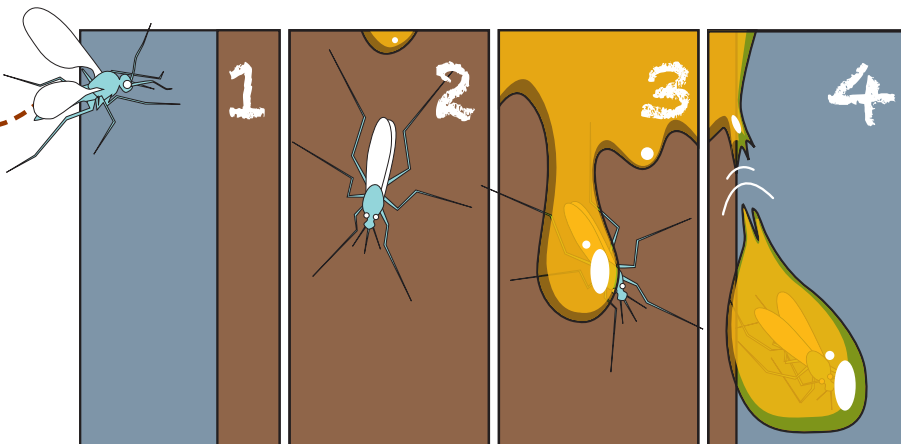
On page 6 you can read about resin.

What is resin? Where does it come from? And what happens to it?



A mosquito is caught. Write about the photo on page 6.


How does the mosquito get caught? And what happens then?



Student Assignments

Where is the best place to look if you want to find amber?

Make a drawing and write about it.



Amber or rock?

How can you tell the difference?




Jewelry made from amber.

Write about the photograph.



Student Assignments

Make three drawings of amber turned into jewelry.




What have you learned?

What did you know about amber
before you read the book?

A large, empty rectangular box for writing.

What have you now learned?

A large, empty rectangular box for writing.

Student Assignments

After reading the book

Read page 16, “Learn more and Keywords”.

What is the address for the website where you can read more about amber?

Write a story about amber.

Imagine that you have made this work of art! What can you say about it?

Where did you find the lumps of amber? How did you get the idea for this work of art?

