


Student Assignments



Greenland

Before reading the book

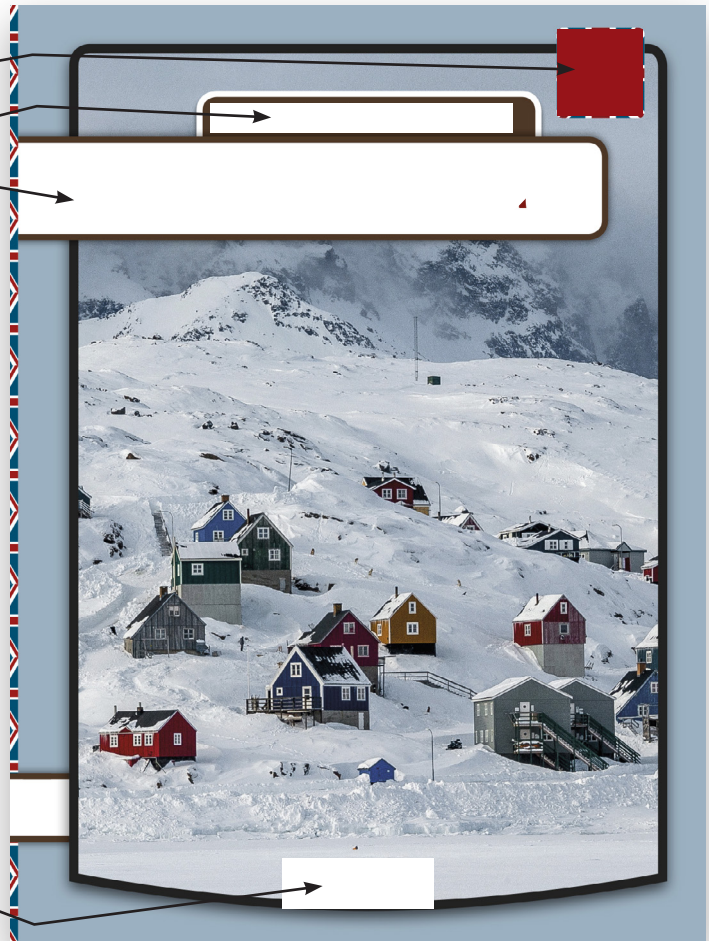
Look at the cover of the book.
Fill in the missing information.

Series

Author

Title

Publisher



Write what you see on the cover of the book.

Student Assignments

Read the text on the back cover.

Complete the sentences.

Greenland is ...

It is ...


The whole middle part ...

What do you think this Greenlandic boy is thinking about?

Do you think he wants to tell you about Greenland?

Or do you think he is thinking of something else?

Write some words in the speech bubble.



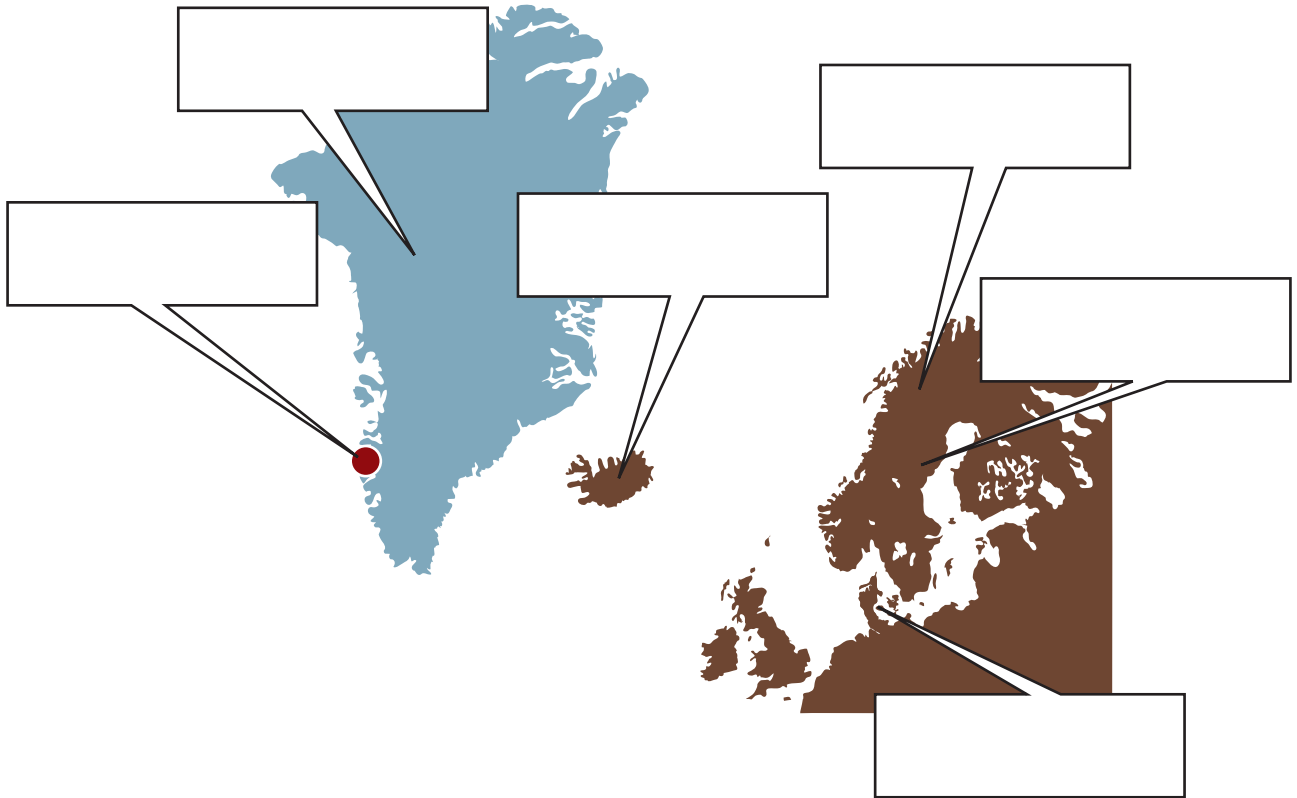
While reading the book

Read the text on page 4. Now what do you think the boy is telling you about Greenland?



Student Assignments

Write the names of these countries and Greenland's capital. Look at a map of Europe if you are not quite sure.



How many people live in Greenland?

And how many people live in Denmark?

How many people live in the capital of Greenland?

What are small towns in Greenland called?

Where on the island are they placed?



Student Assignments

How do you get from town to town in Greenland?

How are the big icebergs in the sea around Greenland formed?



How do people catch their food in Greenland? Write about this photo.



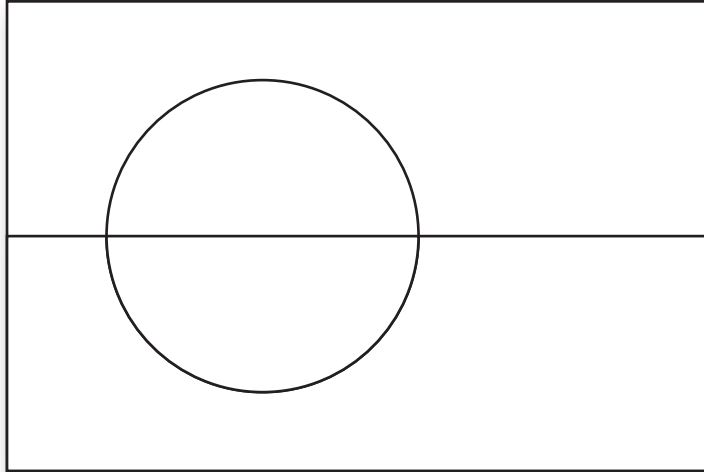
Here are two pictures of animals that are caught in the sea. Write their names.





Student Assignments

Color the Greenlandic flag.



Write a bit more about Greenland.

What language do the people of Greenland speak?

What language do all students learn in school?

What is the name of Greenland's queen?

Why does Greenland have the same queen as Denmark?

Student Assignments

After reading the book

Learn more and Keywords.

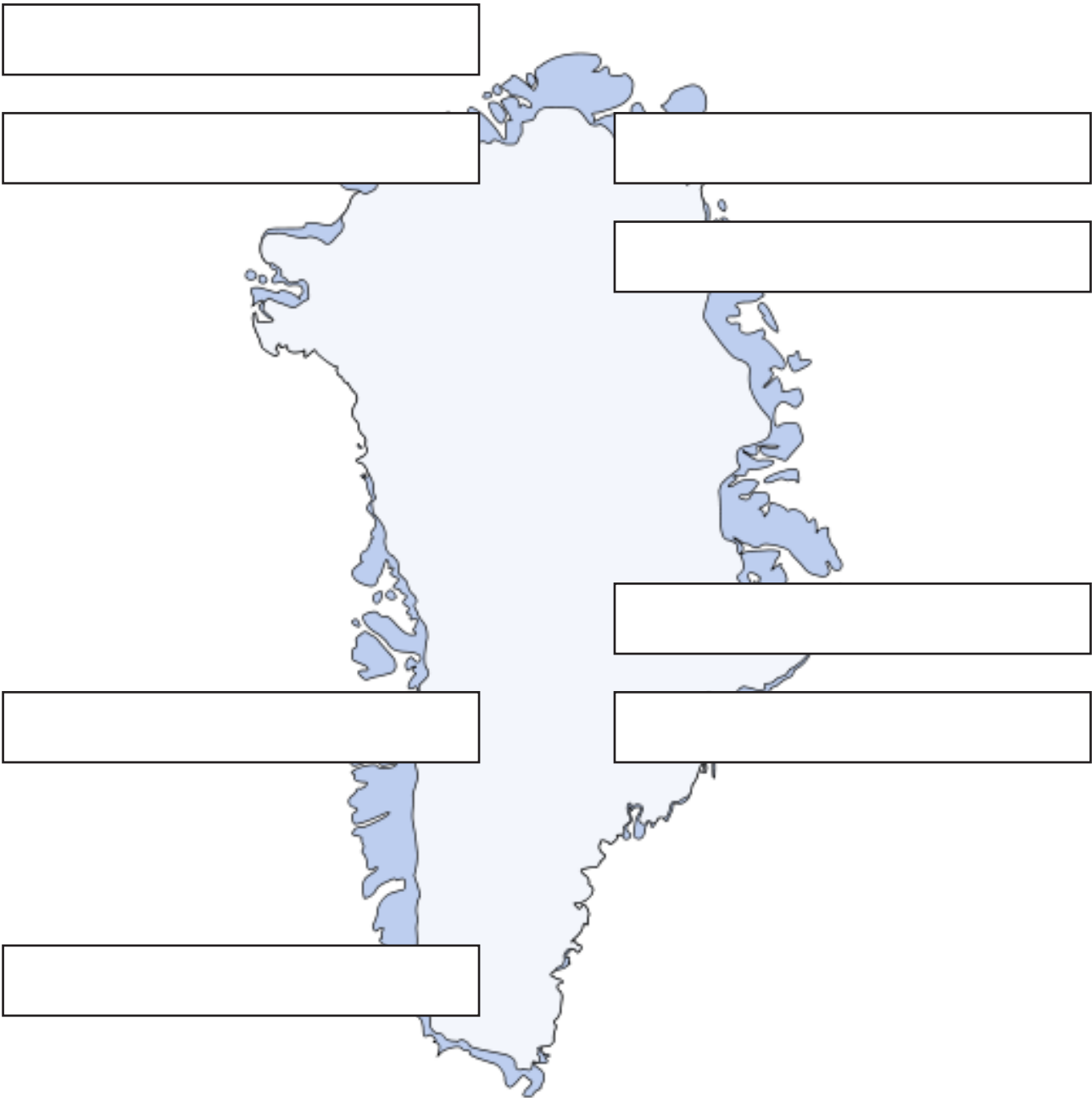
Mention the two websites where you can read more about Greenland.

Write about this photo.



Student Assignments

Write eight important words about Greenland.



A map of Greenland is centered on the page. Eight empty rectangular text boxes are placed around the map for student input. The boxes are located at the top left, top right, middle right, bottom right, bottom center, bottom left, middle left, and top left (above the map).