


Student Assignments



Seal

Before reading the book


Look at the cover of the book.
Fill in the missing information.

Series

Author

Title

Publisher



Write what you see in the photo on the cover of the book.

Student Assignments

Read the text on the back cover. Complete the sentences.

Seals live ...

They are ...

There are seals ...

What words are you thinking about when you hear the word “seal” and look at this photo?
Write your words in the boxes.


		Seal	

Student Assignments

Read page 3, Contents.

How many chapters are in the book? “Learn more” and “Keywords” are not chapters.

Write the titles of the chapters.



On what page do you find “Keywords”?

Student Assignments

While reading the book

What are the names of the two kinds of seals that live in Denmark?



Facts about the harbor seal.

How does it look?

Length:
Weight:
Number of pups:

What does it eat?



Fur

Student Assignments

Facts about the grey seal.

How does it look?

Length:

Weight:

Number of pups:



What does it eat?

Fur

Student Assignments

How do seals live? Write about:

A seal's shape

A seal's flippers



A seal's fur

Seals on land



Sleeping seals

Different kinds of seals.

In these photos you can see two kinds of seals that you can read about on page 15. Write their names under the photographs.



Student Assignments

After reading the book

“Read more” and “Keywords”.

Where in Denmark can you go to see seals?

Write 8 important things you have learned about seals:

