


# Student Assignments



## Trees

### Before reading the book


Look at the cover of the book.  
Fill in the missing information.

Series

Author

Title

Publisher



Write what you see in the photo on the cover of the book.

---

---

---

---

---

# Student Assignments

---

**Read the text on the back cover.**

Complete the sentences.

There are ...

---

In Denmark alone ...

---

**Read page 3, Contents.**

How many chapters are in the book? "Learn more" and "Keywords" are not chapters.

---

Write the titles of the chapters.



On what page do you find "Keywords"?

---

---

# Student Assignments

---

Do you know the names of any trees?

---

---


---

---

## While reading the book

Here is a drawing of a tree.

Read page 6 and 7 and write what the different parts of a tree are called and what they do for the tree.



# Student Assignments

---

Explain why a tree looks like this when it stands alone.



---

---

---

**Can you explain what you have read?**

What is a deciduous tree?



---

---

And what is a coniferous tree?



---

---

Trees are very useful. Make a few drawings and show what trees can be used for.

## Student Assignments

---

How can you tell how old a tree is? Look at this tree. About how old do you think it is?



---

---

---

---

Can you recognize these trees by looking at their leaves? Write the names under the leaves.



# Student Assignments

---

## After reading the book

Write 9 important things you have learned about trees:

